

## FEATURES

- q Multichannel option (2, 6 and 12 channels)
- q Channel selection: Manual by front rotary switch
- q Versatile temperature meter for Thermocouple inputs: J, K, R and S & RTD input: PT100
- q Red or green display
- q Robust metallic enclosure
- q Economical and flexible

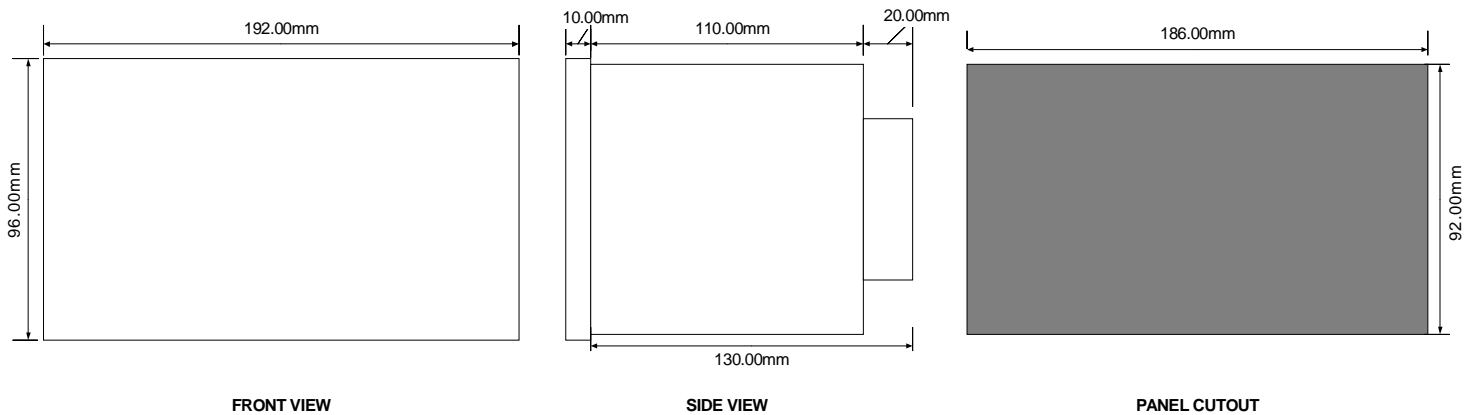


The model DTI502/ 6/ 12 is a Multichannel Temperature Indicator with high accuracy. This temperature indicator is selectable among four types of thermocouple temperature sensors – J, K, R, S and RTD PT100 sensor. The DTI502/6/12 indicator has the ability to switch between two to twelve sensor inputs with its multi-input option. A miniature rotary switch, accessible from the front panel, allows convenient switching between inputs. Excellent accuracy and small size combine to make it the ideal choice for most industrial applications.

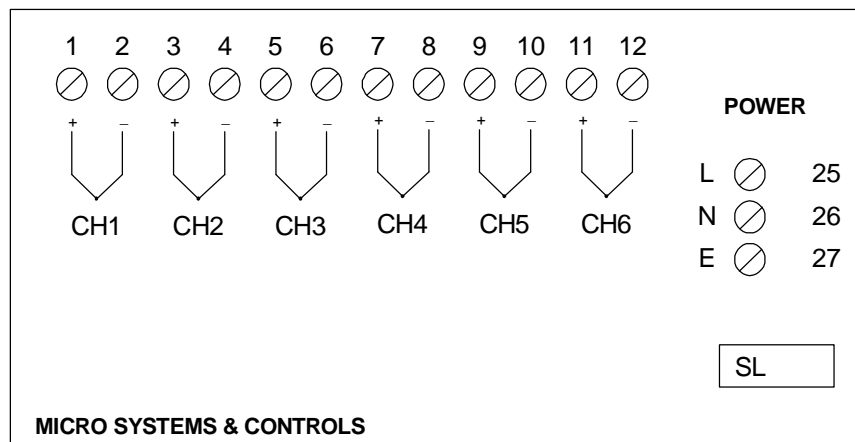
## SPECIFICATIONS:

Input signal	§ J, K, R, S type of Thermocouple § PT100 RTD
Measuring range	Refer table
Power supply	110/230 V AC, +/-10%, 50 Hz
Accuracy	+/-0.25 of FS, +/- 1 digit
Display	3½ digit 12.5mm, 7 segment LED, Red or Green
Environmental	§ Temperature: 0 to 55 Deg. C § Humidity: Up to 95% RH (non-condensing)
Enclosure	MS with powder coating
Weight	0.3 kg (approx.)
External Dimensions	192 (W) × 96 (H) × 130 (D)
Panel cutout	186 (W) × 92 (H)

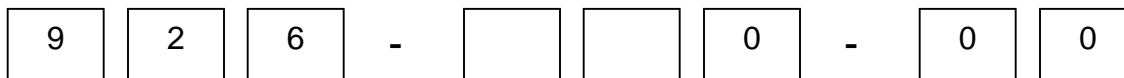
**EXTERNAL DIMENSIONS:**



**BACK TERMINAL DRAWING (for DTI-506 TC):**



**ORDERING CODE:**



TYPE OF INPUT:  
Refer Input Table

NO. OF CHANNELS:  
0 = 2  
1 = 6  
2 = 12

**INPUT TABLE: -**

INPUT	TYPE	RANGE	CODE
RTD	PT100	0 to 600 Deg. C	0
	PT100	0 to 199.9 Deg. C	1
Thermocouple	J	0 to 600 Deg. C	2
	K	0 to 1200 Deg. C	3
	R	600 to 1600 Deg. C	4
	S	600 to 1600 Deg. C	5

**SAMPLE ORDER CODE: 926 – 210 – 00**  
J type thermocouple input, 6 channels