

## FEATURES

- 12 to 60 windows
- Multicolor windows
- Microprocessor based logic
- First fault identification
- Super bright LEDs
- Low power, Long life illumination
- Intelligent fault processing



The ALM200 series Alarm Annunciator provides an ideal solution to alarm monitoring problems which allows an operator to monitor the alarm status of critical parameters. The fault inputs are field selectable for normally open or normally closed input operation. Use of microcontroller has greatly reduced the number of components, thereby enhancing reliability and efficiency. The special software filters of microcontrollers remove spurious faults. The incoming fault signals from the various potential free field contacts are scanned and processed, driving the corresponding LED window and hooter contact in order to announce the fault. The ALM200 has the facility of first fault identification wherein from a group of faults the occurrence of first fault is indicated in a different manner as compared to the subsequent faults. The super bright LEDs ensure a long and absolutely maintenance free window life along with good visibility and low power consumption.

## SPECIFICATIONS:

Power supply	1) 110 or 230 V AC, +/-10%, 50 Hz or 2) 110 to 250 V DC 3) 24 V DC	
Number of points/ Windows	12, 16, 20, 24, 28, 30, 36, 40, 48, 56, and 60	
Inputs	Potential free contacts - N/O or N/C (field selectable) by on card DIP switch	
Output	1 N/O potential free relay output for external electronic hooter	
Output rating	3 Amps at 230 V AC (resistive)	
Window facia size	43 × 63 mm	
Window legend	Backlit black lettering on illuminated background	
Interrogation voltage	24 V DC	
Response time	50 msec +/- 10%	
Push buttons	Terminals for TEST, ACKNOWLEDGE and RESET provided	
Environmental	Temperature: 0 to 55 Deg. C	Humidity: Up to 95% RH (non condensing)
Dimensions	Refer table for dimensions and panel cut-out	

## ANNUNCIATOR OPERATIONAL SEQUENCE:

### Manual Reset Sequence:

Field contact	Control pushbutton	Alarm lights	Hooter
Normal	-	Off	Silent
Abnormal	-	Flashing	On
Abnormal	ACKNOWLEDGE	Steady On	Silent
Normal	ACKNOWLEDGE	Steady On	Silent
Normal	RESET	Off	Silent
Normal	TEST	Flashing	On

### First-up Sequence:

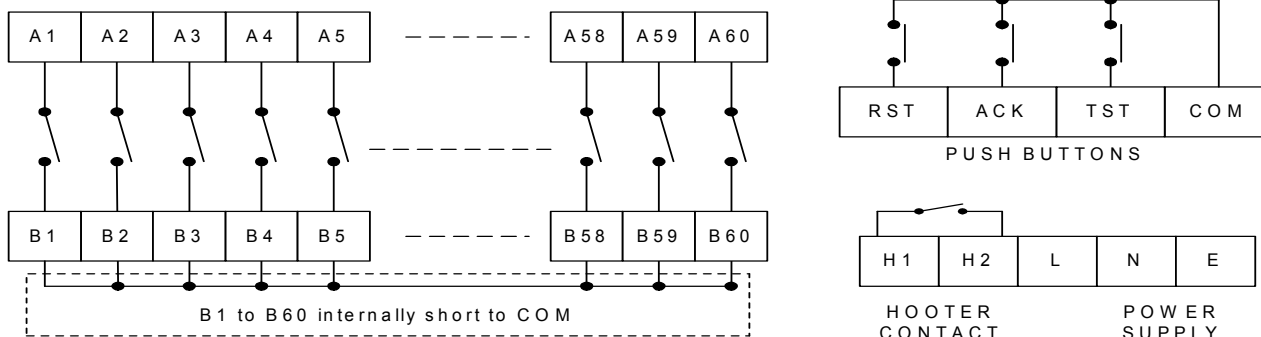
Field contact	Control pushbutton	Alarm lights		Hooter
		First fault	Subsequent faults	
Normal	-	Off	Off	Silent
Abnormal	-	Flashing (higher rate)	Flashing (slower rate)	On
Abnormal	ACKNOWLEDGE	Flashing (slower rate)	Steady On	Silent
Abnormal	RESET	Flashing (slower rate)	Steady On	Silent
Normal	RESET	Off	Off	Silent
Normal	TEST	Flashing	Flashing	On

**External Dimensions & Panel Cutout Table:**

MODEL	WINDOW	MATRIX	COLUMN	ROW	BEZEL			CUTOUT	
					W	H	D	W	H
ALM200-12	12	4 × 3	4	3	365	250	275	320	185
ALM200-16	16	4 × 4	4	4	365	250	275	320	185
ALM200-20	20	5 × 4	5	4	430	250	275	385	185
ALM200-24	24	6 × 4	6	4	495	250	275	450	185
ALM200-28	28	7 × 4	7	4	560	250	275	515	185
ALM200-30	30	6 × 5	6	5	495	295	275	450	230
ALM200-36	36	6 × 6	6	6	495	340	275	450	275
ALM200-40	40	8 × 5	8	5	625	295	275	580	230
ALM200-48	48	8 × 6	8	6	625	340	275	580	275
ALM200-56	56	8 × 7	8	7	625	370	275	580	320
ALM200-60	60	10 × 6	10	6	755	340	275	710	275

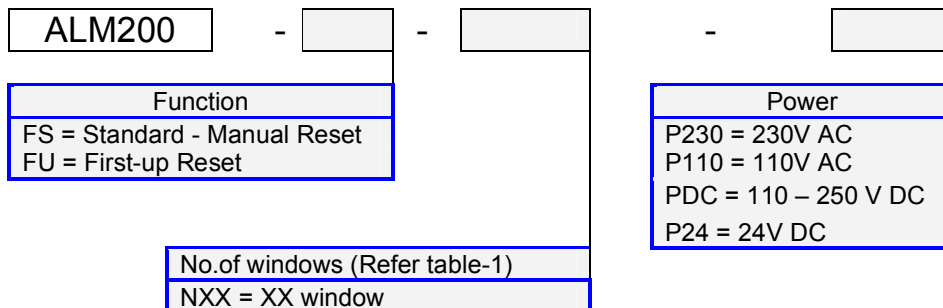
All dimensions are in mm

**TERMINAL DIAGRAM**



Note: Input terminals A & B are shown for 60 channels, actual no. of terminals will be as per model, minimum 12 & maximum 60 pairs.

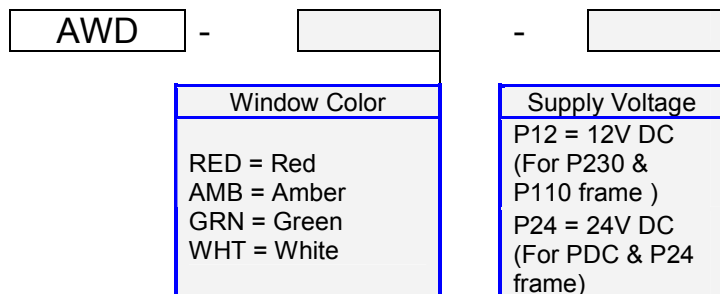
**Ordering Code for Annunciator frame (without Window) :**



**Table-1: WINDOW CODE**

No. of Points/Windows	Code
12	N12
16	N16
20	N20
24	N24
28	N28
30	N30
36	N36
40	N40
48	N48
56	N56
60	N60

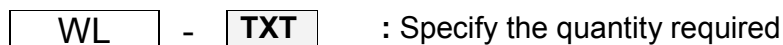
**Ordering Code for Windows :**



**SAMPLE CODE ORDER for Annunciator with 24 windows:**

- 1) ALM200 – FS – N24 – P230 **Qty 1**  
Standard, 24 window, 230V AC annunciator frame
- 2) AWD – RED – P12 **Qty 24**  
For above 24 window annunciator frame
- 3) WL – TXT **Qty 24**

**Ordering Code for Legend :**



NOTE: If legends are ordered for windows then provide text while placing order.