

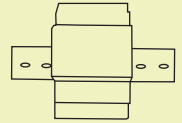
Your automation solution partner

ISO 9001:2008 CERTIFIED COMPANY



# SC101

## SIGNAL CONDITIONER



## PRODUCT DESCRIPTION

SC101 is a compact and latest series of signal conditioner from Micro Systems & Controls, designed to meet the requirements of process industry. The primary use of a signal conditioner is to convert the signal that may be difficult to read by conventional instrumentation into a more easily read format.

SC101 accepts different ranges of unipolar dc voltages or current providing standard process outputs of either 0/4 - 20 mA or 0 - 10 / 1 - 5 V DC. For a given input only one output is provided. The various options are voltage in – voltage out, voltage in – current out, current in – current out and current in – voltage out. It also provides an optional 24V DC field supply that can be used as an excitation for two-wire transmitters. The signal conditioner module has an LED indication to indicate power ON and trim pots to adjust the span and also zero for current output.

The SC101 series features a modern housing design enclosure having wall as well as DIN rail mounting facility, which is designed as per DIN 43880. SC101 Signal Conditioner is useful in converting signal levels and providing signal drives to devices such as indicators, alarms, controllers, etc. thus finding its application in any standard process industry.

## SALIENT FEATURES

- DC Voltage / Current input
- Optional 24V DC excitation for two-wire transmitter
- Modulbox – Dualmount enclosure
- High accuracy
- Compact design
- Easy installation

## INPUT RANGE TABLE

Input Type	Range	Code
CURRENT	4 - 20 mA	0
	0 - 20 mA	1
	User specified within range 0 to 20 mA (consult factory)	2
VOLTAGE	0 - 10 V DC	3
	1 - 5 V DC	4
	User specified (consult factory)	5

## OUTPUT RANGE TABLE

Output Type	Range	Code
CURRENT	4 - 20 mA	0
	0 - 20 mA	1
	Others (consult factory)	2
VOLTAGE	0 - 10 V DC	3
	1 - 5 V DC	4
	Others (consult factory)	5



Micro Systems  
& Controls

Data Sheet No: **DS-934** Issue 02 Rev 00  
www.mscontrols.com ● sales@mscontrols.com



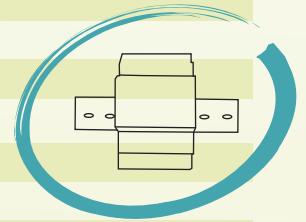
# SC101

## SPECIFICATIONS:

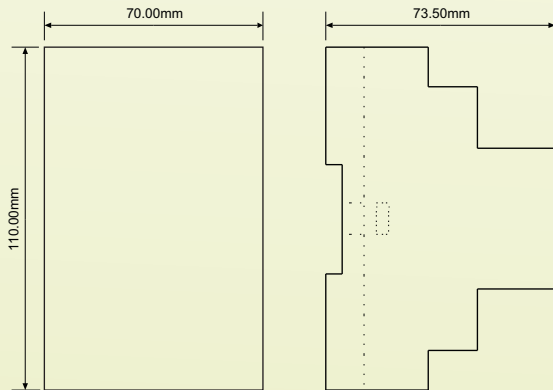
Your automation solution partner

SIGNAL CONDITIONER

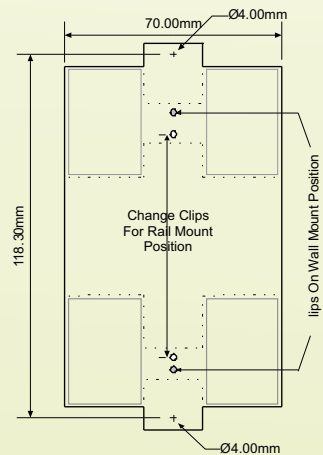
Input	Refer Input range table
Power supply	230V AC $\pm$ 10%
Input impedance	<ul style="list-style-type: none"> <li>For voltage - 100K / Input Volts</li> <li>For current - 47 <math>\Omega</math></li> </ul>
Output	Refer Output range table
Accuracy	0.1% of FS
Field supply	24V + 5V DC / 20mA (optional)
Span adjustment	$\pm$ 5% min
	Note: SPAN can be adjusted over a wide range for most inputs.
Zero adjustment	$\pm$ 5% of FS (For Current output only)
Load	<ul style="list-style-type: none"> <li>Voltage output – 2 mA max,</li> <li>Current output – 0 to 600 <math>\Omega</math> (max.)</li> </ul>
<b>ENCLOSURE</b>	
Dimensions	110mm (L) X 70mm (B) X 73.5mm (H)
Mounting	<ul style="list-style-type: none"> <li>Wall mounting,</li> <li>DIN rail mounting (DIN 43880)</li> </ul>
Protection	IP20 (finger protected) Protection against accidental contact
Weight	500 gm
<b>ENVIRONMENT</b>	
Operating temperature	0 to +55°C
Storage temperature	-10 to +70°C



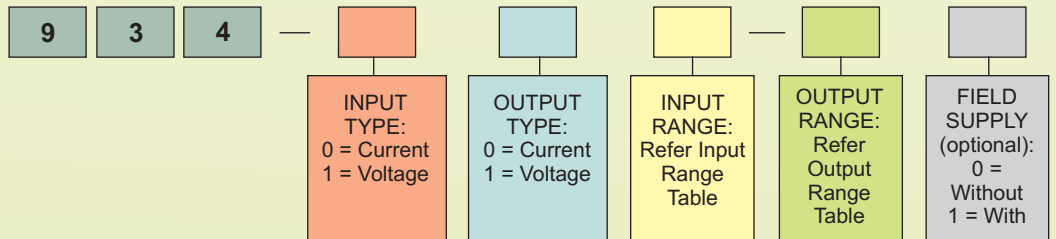
### EXTERNAL DIMENSIONS:



### MOUNTING DETAILS:



### ORDERING CODE:



#### SAMPLE ORDER CODE:

934-002-00

Current input, Current output, User defined input range, 4-20mA output, without field supply

2010.04

As product development is a continuous process, information in this catalog is subject to change without notice.



**Micro Systems & Controls**  
140A, Santoshpur Avenue,  
Kolkata 700 075,  
West Bengal, India



**Call:** (033)-2416-3135 / 2416-8933  
**Fax:** +91-33-2416-8933, +91-33-2416-3135



**Email:** sales@mscontrols.com  
**Web:** www.mscontrols.com