

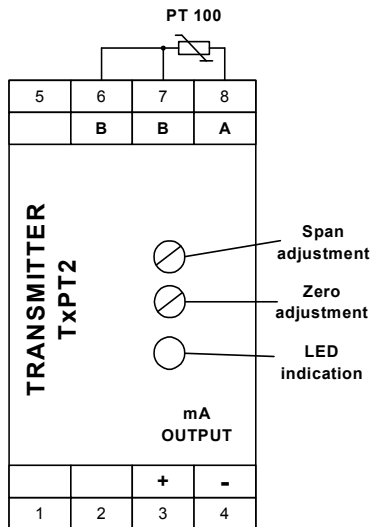
FEATURES

- ❑ Compact size
- ❑ 2 – wire Transmitter Connection
- ❑ ZERO and SPAN adjustment (from front panel)
- ❑ LED indication
- ❑ 35 mm DIN rail mounting
- ❑ Flame Retardant ABS enclosure



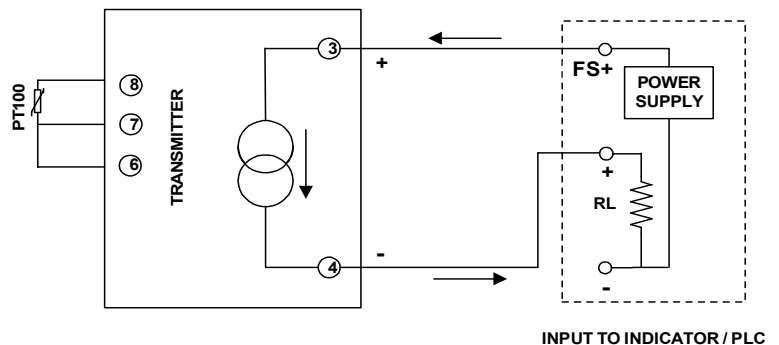
TxPT2 RTD PT100 Temperature Transmitter converts an analog signal from a PT100 resistance thermometer to a 4 – 20 mA output signal. It is designed for a two-wire connection in which the supply current value conveys the information about temperature. The voltage drop at the resistance thermometer is amplified by an operational amplifier and converted to an output current of 4 – 20 mA. These transmitters make it possible to adjust both span and zero. Zero and span adjustments can be done through trimmers present on the front panel. The transmitter can recognize a broken wire or a short-circuited RTD sensor.

MODULE PIN CONFIGURATION AND WIRING:

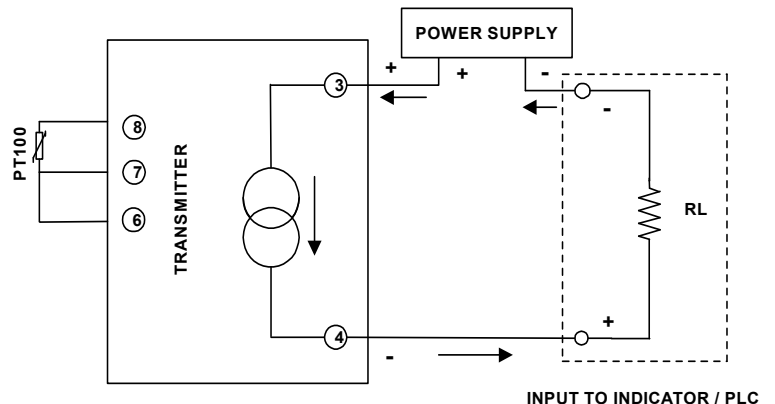


- 1 – NOT USED
- 2 – NOT USED
- 3 – Output (+)
- 4 – Output (-)
- 5 – NOT USED
- 6 – INPUT PT100 - B
- 7 – INPUT PT100 - B
- 8 – INPUT PT100 - A

RECEIVER WITH INTERNAL POWER SUPPLY



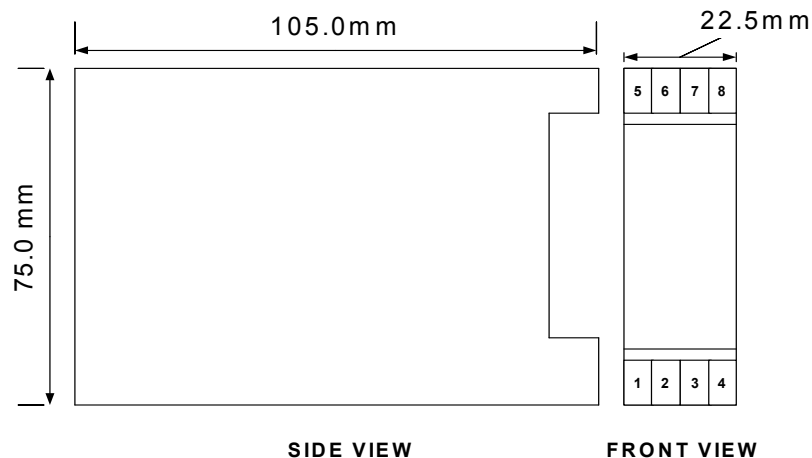
RECEIVER WITH EXTERNAL POWER SUPPLY



SPECIFICATIONS:

Input	RTD PT100 (DIN 43760 / IEC 751)
Measuring range	-100 to 600 Deg C (As per Range Selection Table)
Supply voltage	12 - 35 V DC
Output signal	4 – 20 mA non-isolated
Output load	600 ohms maximum at 24V DC
Maximum current	<25 mA
Accuracy	Better than 0.25 % of FS
Linearity	0.05 %
Output Adjustment	ZERO & SPAN
Temperature Drift	< 2 μ A.Deg C
Current by disconnected input	> 21 mA
Current by short circuit input	< 3 mA
Operating temperature	- 10 to 55 Deg. C
Storage temperature	- 20 to 70 Deg. C
Ambient Humidity	5 to 95% non-condensing
Mounting type	35 mm DIN rail type
IP rating	IP20 terminal block, IP40 housing
Housing	Flame Retardant ABS
Dimensions	22.5 (W) \times 105 (D) \times 75 (H) mm
Gross Weight	130 gms

DIMENSIONS:



ORDERING CODE:

TXPT2 -

	INPUT RANGE (R)
R0	-100 to 100 Deg. C
R1	0 to 100 Deg. C
R2	0 to 200 Deg. C
R4	0 to 400 Deg. C
R6	0 to 600 Deg. C

SAMPLE ORDER CODE

TXPT2 - R1
0 to 100 deg C input

Note: For special requirements consult factory