

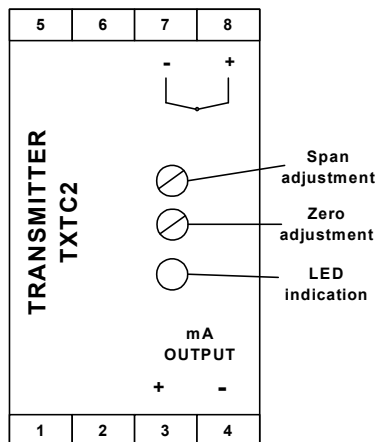
FEATURES

- ❑ Compact size
- ❑ 2 – wire Transmitter Connection
- ❑ ZERO and SPAN adjustment (from front panel)
- ❑ LED indication
- ❑ 35 mm DIN rail mounting
- ❑ Flame Retardant ABS enclosure



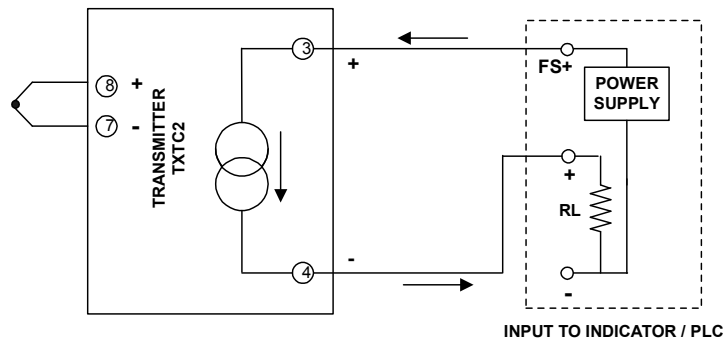
The TxTC2 – Temperature Transmitter converts an analog signal from a thermocouple to a 4-20mA output signal. It is designed for a two-wire connection in which the supply current value conveys the information about temperature. The transmitters automatically compensates for the cold junction of a thermocouple. These transmitters make it possible to adjust both span and zero by trimmers accessible from the front panel. The analog output from the thermocouple is amplified by an operational amplifier, linearised and cold junction compensation is added to it. This signal is converted to an output current of 4-20mA. Thereby, the transmitter output remains linear with regard to the temperature.

MODULE PIN CONFIGURATION AND WIRING:

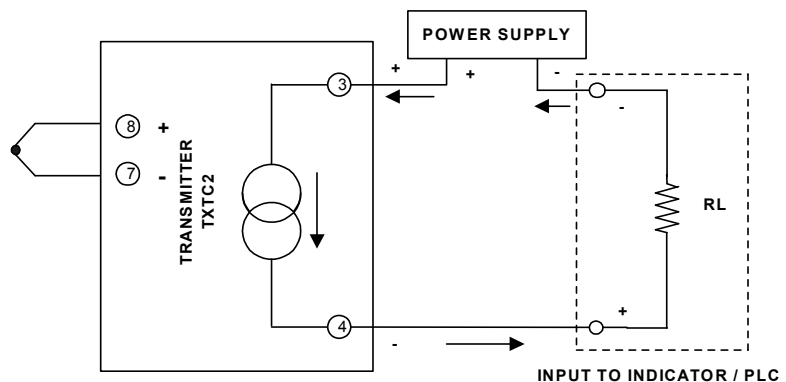


- 1 – NOT USED
- 2 – NOT USED
- 3 – Output (+)
- 4 – Output (-)
- 5 – NOT USED
- 6 – NOT USED
- 7 – THERMOCOUPLE(-)
- 8 – THERMOCOUPLE(+)

RECEIVER WITH INTERNAL POWER SUPPLY

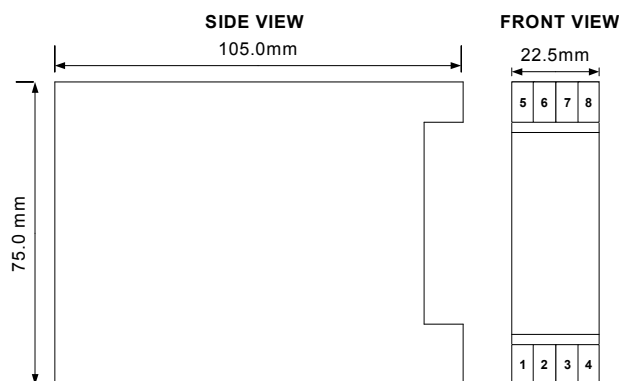


RECEIVER WITH EXTERNAL POWER SUPPLY



SPECIFICATIONS:

Inputs	Thermocouple type
Measuring Range	As per Selection Table in ordering code (Deg. C)
Supply voltage	12 – 35 V DC
Output signal	4 – 20 mA non-isolated
Output load	600 ohms maximum at 24 V DC
Accuracy	0.5 % of FS
Sensor Break	Upscale Output, >21mA
Maximum current	<25 mA
Adjustments	ZERO and SPAN (from Front Panel)
Operating temperature	-10 to 55 Deg. C
Ambient Humidity	5 to 95% RH non-condensing
Storage temperature	-20 to 70 Deg.C
Housing	Flame Retardant Thermoplastic type
Mounting type	35 mm DIN rail type
IP rating	IP20 terminal block, IP40 housing
Dimensions	22.5 (W) × 105 (D) × 75 (H) mm
Gross Weight	130 gms

DIMENSIONS in mm:**ORDERING CODE:**

TXTC2 - [] - []

	TYPE of TC (T)
TJ	TC – J type
TK	TC – K type
TR	TC – R type
TS	TC – S type

	RANGE of TC (R)	Applicable to TC type
R02	0 to 200 Deg. C	TC – K
R04	0 to 400 Deg. C	TC – K
R06	0 to 600 Deg. C	TC – J
R010	0 to 1000 Deg. C	TC – K
R012	0 to 1200 Deg. C	TC – K
R616	600 to 1600 Deg. C	TC – R, TC – S

SAMPLE ORDER CODE

TXTC2 – TK – R012
TC- K type, 0-1200 Deg. C

Note: For special requirements consult factory